



Read online: <https://newsletters.naavi.com/i/JKdkL4M>

# Banyule Bulletin

May 15th 2025 · 15 May 2025

*Where happy kids learn!*

## In this issue



From the Principal Team



Fight MND Awareness Day



School Saving Bonus update



Important Dates



CEC



Banyule Awards



Page 7



Prep Community



Year 2 Community



Year 3 Community



Year 4 Community



Year 5 Community



Year 6 Community



Specialist Programs



Community Advertising



# From the Principal Team

Natalie Shanahan, Sam Fleming, Claire Johnston

This week's newsletter celebrates how amazing our Banyule Primary School community is, which has very much been on display during a fortnight filled with great community events.

## **Election Day BBQ and Bake Sale**

With over 40 families volunteering to help cook and serve democracy sausages and sell cakes, and even more taking the time to prepare and donate delicious baked goods, the broader local community saw Banyule Primary at its best while visiting to vote. Thank you to our Community Engagement Community and all involved for making the day such a success.



## **Family Maths Afternoon**

The mission was to have fun with maths. MISSION: ACCOMPLISHED! It was great seeing our students, our teachers and a huge number of families engaging with our hands-on maths incursion last week.





### Special Visitors Morning

It's always a lovely time when our special visitors come and visit our classrooms. And it was no different on Monday when our classrooms were again filled with proud family members, celebrating learning with some games and sharing the experience of being a Banyule Primary Student. Trying to determine who had the biggest smile, the child whose special visitor walked through the door, or the special visitor, proud as punch of their little learner.




### Education Minister Visit

A visit from Education Minister, Ben Carroll was another highlight of the fortnight. Coming to see our capital works project, it was great to show Ben around with our school captains and share the great things we do. The Minister and his entourage spent time watching a Prep literacy lesson during which he was impressed hearing our history of teaching phonics in all P-2 classrooms, something only recently mandated for all schools. A trip to our S.T.E.A.M room had the Minister dodging flying rockets, launched by Year 1 mini-rocket scientists. The visit also allowed the opportunity to discuss a number of Department initiatives. We talked about the implementation of the new Victorian Teaching and Learning Model 2.0 and our plans for ongoing professional learning with staff. We were also given the opportunity to discuss some challenges for schools such as the roll out of the School Savings Bonus and also highlighted some programs we are not able to be part of, such as the Glasses in Schools program for schools in disadvantaged areas.



### **Hidden Heroes...**

Today we celebrated the often unsung heroes of BPS, our Educational Support staff. With the theme 'Hidden Heroes', it was a chance to acknowledge and show gratitude for the amazing things we know our Education Support team do. From supporting our most vulnerable children, to answering calls, tending to the sick and injured, managing finances, keeping computer systems running and keeping the place looking amazing, it is nearly impossible to create a job description that accurately describes what our Education Support team do. Quite simply, it's a fair bit of everything! And we definitely couldn't do it without these heroes!!



### **Playtime! ...almost.**

This week saw an exciting development in our new play space with our playground being installed. Staff watched on from the vantage point of the staffroom, like excited children as the playground took shape. After a day of elbow grease it was up and we're another step closer to its completion. Our school community can now look proudly at that playground and say "We fund-raised for that!".



Next week sees the installation of our climbing tower.



We'll see you around!

Natalie, Claire and Sam

**Want to see more?**

Follow us on our '*socials*' for a window into what we're up to at Banyule Primary School....



@Banyule Primary School



@banyuleps

# Fight MND Awareness Day



On Monday the 19th of May, Banyule Primary School will be hosting an event to raise awareness of Motor Neurone Disease for the FightMND organisation.

This event is being organised by one of our students, Ameera in Year 5 and her family with the help from our Junior School Council.

**Ameera's family have already successfully fundraised and will provide all BPS students with their own Big Freeze beanie on the day!**

We are asking that students wear their school uniform with an extra splash of blue, e.g. face paint, hair ribbon, blue socks etc. and bring a gold coin donation, which will be donated to the Fight MND organisation.

We will be hosting a community event from 10am-11am on the new basketball court. There will be speeches on the day by Ameera and representatives from Fight MND. There will also be ice bucket challenges and games.



Ameera's family are currently being filmed by MND Victoria for a documentary of their story so there will be a camera crew and photographers filming the proceedings.

The school has worked closely with MND Victoria and Fight MND to ensure footage will only be taken from behind, so that students faces are not visible. Consent will be gained from parents of any students involved in the formal proceedings and whose faces may be included in any photographs/footage.

We are encouraging as many parents and community members to attend as possible to show our support. Additional beanies will be available for \$25 on the day for parents and siblings. Cash and EFTPOS available.

We hope to see you there!



**FIGHT  
MND.**  
**IT TAKES PEOPLE**

# **FIGHT MND AWARENESS DAY**

**MONDAY MAY 19<sup>TH</sup>**

BPS students are asked to wear school uniform on the day, but they may like to wear *a splash of blue such as face paint, hair ribbon, blue socks etc.*

Please bring a gold coin donation which will be donated to the Fight MND organisation.





# School Saving Bonus update

The SSB can be used for uniforms and textbooks until Monday 30 June 2025.

Any funds remaining after 30 June 2025, including online voucher amounts that have not been redeemed, will become a credit to use on school activities. However, the credit will not be available on your family account at our school until late July.

To use any remaining SSB funds to cover the cost of school activities in July, please refer to the SSB online system and allocate the funds to school activities before 30 June 2025.

To learn more about the SSB online system, download the step-by-step System guide for parents and carers or watch this School Saving Bonus video. System guide translations are also available in 14 languages.

The Department of Education's SSB contact centre will remain available until 30 June 2025.

The contact centre can be reached by:

- completing the School Saving Bonus enquiry form
- calling 1800 338 663, between 8:30 am and 4:30 pm on weekdays.

After this date, please contact our administration team for any SSB related questions.

### School Saving Bonus

#### System guide for parents and carers

**How to use the online School Saving Bonus parent and carer online system**

**About the School Saving Bonus**

The Victorian Government is making life a little bit easier for families by providing a one-off \$400 School Saving Bonus. This support will help cover the cost of school uniforms, textbooks, and school activities like camps, excursions and sports.

**Receiving the School Saving Bonus**

Parents and carers of government school students enrolled for 2023 will receive an email from the Department of Education from 30 November 2024.

The email will contain:

- your unique School Saving Bonus code to use the \$400 support
- a link to the [School Saving Bonus parent and carer online system](#).

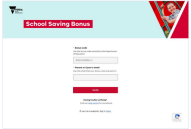
Parents and carers will receive one email and code for each eligible student in their family.

If you cannot locate the email, check your spam or junk folder. If you have not received your School Saving Bonus code via email by Friday 29 November, please contact the Department of Education by emailing [schoolsavingbonus@education.vic.gov.au](mailto:schoolsavingbonus@education.vic.gov.au).

**Please note, the Department of Education and the Victorian Government will never ask you to provide your banking or financial details for the School Saving Bonus.**

**Accessing the School Saving Bonus parent and carer online system**

1. Visit the [School Saving Bonus parent and carer online system](#)
2. The following webpage will be displayed:

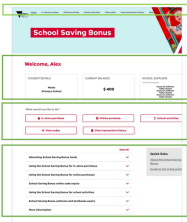


### School Saving Bonus

3. Enter your unique School Saving Bonus code from the Department of Education and the email address it was sent to and click **verify**.
4. After you click **verify**, you will see your School Saving Bonus summary page.

**School Saving Bonus summary page**

The School Saving Bonus summary page provides key information and lets you choose how to spend the School Saving Bonus.



Quick links to key actions and the option to log out.

Links your child's details, current School Saving Bonus balance and school suppliers.

These links let you choose how to spend the bonus. Learn more about these links in the [New to use your School Saving Bonus?](#) section of this guide.

Click on drop down arrows to learn more or follow the quick links.

**How to use the School Saving Bonus**

The School Saving Bonus support can be used for an [in-store purchase](#), [online purchase](#), and [cash refund](#). Through the School Saving Bonus summary page, you may also choose to [use code](#) or your [parent/carer bank](#).

### School Saving Bonus

Once you allocate your bonus to an in-store purchase, an online purchase, or to school activities, it cannot be reversed.

But don't worry. If you have any unspent funds, or you don't use the funds you allocate to in-store purchases or online purchases, these funds will automatically be available on your child's school account as an activities credit on 1 July 2025. This will help cover the cost of things like excursions and camps.

**In-store purchase**

To use your School Saving Bonus in-store at your school's suppliers, click **in-store purchase** to browse your bonus code. A bonus code will appear in written and/or QR code format. Visit your chosen supplier and present the School Saving Bonus code, in either format, at the checkout.

Any refund or exchange will be handled using the supplier's existing policies and processes. Please note:


- a refund is not available through a parent/carer School Saving Bonus account
- a cash refund will not be provided.

**Online purchase**

If you would like to spend part or all of the School Saving Bonus support online, click **Online purchase** and follow the following steps:

1. Select the type of supplier. This will be:
  - a. Uniform
  - b. Textbook
  - c. Textbook and uniform.
2. Once you have selected a type of supplier, you will be able to see a list of suppliers for your school.
3. Select your preferred school supplier.
4. You will need to select the amount you would like to spend with the supplier. The amount will be from one of the displayed options of \$50, \$100, \$200, \$300 or \$400.

Once you are happy with the type of school supplier or item, **please review carefully as these selections cannot be reversed**. Click **Confirm**.





# Important Dates

Date	Event
19th May	Fight MND Fundraiser/ Awareness Day
20th May	District Cross Country
22nd May	Yr 2 Space Dome incursion
	Yr 5 Fish and Chip Lunch
23rd May	Yr 3 Rethink Waste incursion
29th May	Prep Breakfast
3rd June	Divisional Cross Country
4th June	Science Works excursion 5AS, 5CN, 56M
5th June	Graduation and Miscellaneous Photos
9th June	King's Birthday Public Holiday
10th June	Pupil free day
11th June	Science Works Excursion- 5KB, 5NT
16th June	Yr 3 CERES excursion



20th June	Kids Disco
23rd June	Year 4 camp
25th June	Yr 2 Performing Arts Performance in Gym- 2.30pm
30th June	Semester One Reports published
1st July	Parent /Teacher Interviews
2nd July	Parent /Teacher Interviews
3rd July	Prep Milo Monkey Party
	Yr 6 Puffing Billy excursion
4th July	Last Day of Term 2 - 2.30pm dismissal

## Pupil Free Days

Tuesday 10th June (Curriculum Day)

Monday 21st July (Curriculum Day)

Monday 1st September (Professional Practice Day)

Monday 3rd November (Curriculum Day)

## Camp Dates

Year 3 Camp- 26th November-28th November

Year 4 Camp- 23rd June- 25th June

Year 5 Camp- 27th August- 29th August

Year 6 Camp- 25th August- 27th August



## COMMUNITY ENGAGEMENT COMMITTEE NEWS

### CEC

#### Election Day Wrap Up

A HUGE 🙌🙌🙌 THANK YOU!!! 🙌  
🙌

Just wanted to send another huge thank you to everyone for their contributions to our fundraiser BBQ & Bake Sale - volunteering; baking; purchasing baked goods, cooking the sausages, and drinks; and spreading the word and the goodwill of BPS within our local community.

The bake sale sold out and we sold over 1,300 sausages!!

Overall we raised \$6,400! 🥳 All of these funds will go towards creating beautiful nature spaces for the kids of Banyule Primary to play, learn and grow within, so another huge thank you to this awesome BPS school community, thank you for coming together

### *Special thanks*

to the following businesses for their generous in-kind donations for our BBQ fundraiser!



Please show your thanks by shopping local and supporting our local businesses!



#### We want to hear from YOU! (Quick 3-5 min Survey)

The Banyule Community Engagement Committee (CEC) has a mission to bring the school community together as a whole through organisation of events and activities.

Some of the events organised by the CEC so far have included; The Kids Disco, Special Lunches, Kids First Aid Course, Colour Run, Easter Raffles, Trivia Night, Election Day BBQ. 2nd hand uniforms, Sustainable initiatives (Container Deposit & Oral Care recycling). etc.



We value your feedback and would love to hear your thoughts on previous events and fundraising organised by our committee. We have kept it short, so please click the link now & share your feedback to help us improve and plan future events that you and your children value and continue to work together building our fantastic Banyule community.

SURVEY LINK HERE: <https://forms.gle/MxYJuxPHZhQZP8f86>

### School Disco - 20th June

We are sure your BPS student/s can't wait for the next Glow Disco & tickets will be on sale soon via Compass.

This will be held in the school gym:

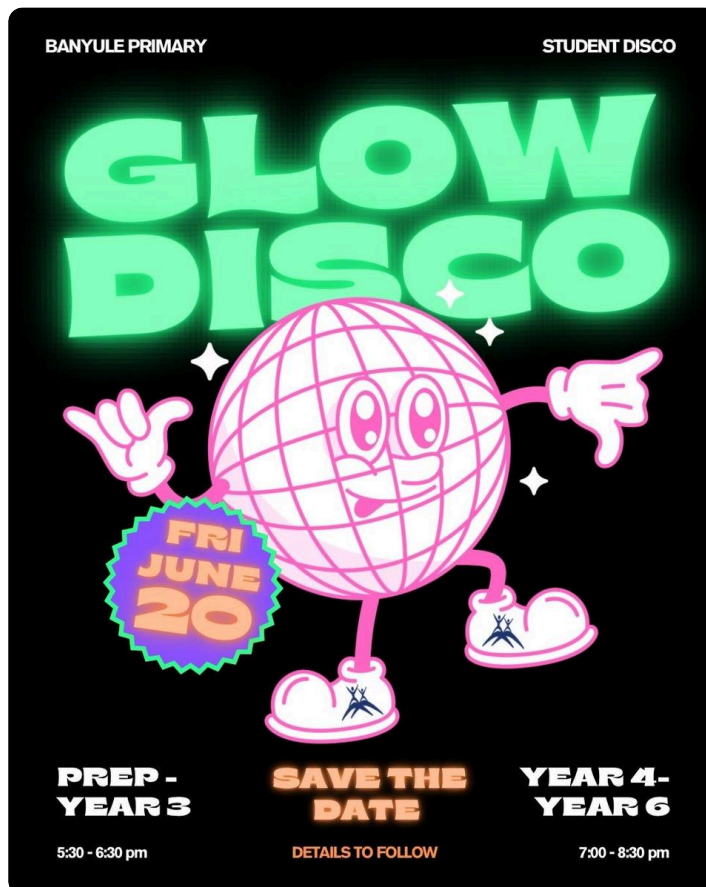
Prep to Year 3    5.30 to 6.30pm

Years 4 to 6        7.00 to 8.30pm

We are bringing the same GLOW fun as last year, with even more fun & streamlining the pick up and drop off.

For what to expect at the event please find a step by step guide

created to help ease any concerns or ready your excited BPS student for this event.



### Sustainability Reminders

**CDS:** Don't forget to keep collecting you cans, bottles & juice boxes and dropping those off to the Container Deposit (CDS) Vending Machines or to Four Leaves cafe on Greville Road. A great way to do a little school fundraising and teach the kids about recycling, & the kids have fun popping the drinks on the conveyor belt.

**Oral Care Recycling:** Also don't forget to drop off those Oral Care items to the school front office - old toothbrushes, empty floss containers and floss brushes, and toothpaste tubes welcome. We can't take the handles but heads off electric brushes and bamboo brushes also welcome.



# Banyule Awards

Celebrating Our Achievements

Term 2 Week 4

Class	Student Name		Class	Student Name
PNA	Charlie B		3DJ	Pia K
PMA	Ruby P		3MT	Eva L, Gus R
PAM			34C	
PBB	Larissa C		4NS	Archie D
PZP	Elise S		4CG	
1NB	Ethan R		4SD	Jarvis C
1TY	Harry D		5KB	
1BS	Jesse S		5CN	Evie K
1TM	Aki K		5AS	
2MF	Abigail H		5NT	Eva R
2WG	Logan L		56M	Riley C
2BK	Cuba M		6LH	Callum D
2LP	Billie S		6DG	Leo G
3RB	Oliver S		6SN	Scarlett A

## SPECIALISTS AWARDS

LOTE P-1:	STEAM P-2:
LOTE 2-6: Emma S 6DG	Visual Arts 3-6: Lucas T 6LH & Nathan G 4NS
PE P-2:	Performing Arts P-2:





## Fork-in-the-Road Moments in Friendship

Is your child's Friendship Group full of drama? Is your child being negatively influenced by others?

### Key Outcome

Your child will reflect on the influence of their Friendship Group, especially during fork-in-the-road moments, and consider what aligns with their values.

### Objective

There is no doubt that tweens and teens are highly influenced by their friends. As we teach in our Friendology curriculum, sometimes the influence is positive – they encourage a friend to join a team, they help a friend with their homework, they introduce a friend to something new. However, as we know, sometimes this influence is negative, maybe even toxic, and we see **kids going down the wrong path with the wrong group of friends.**

Friendship Groups are among the most complicated, challenging aspects of tween and teen friendships. These groups can sometimes develop reputations and teachers might even start to paint all the students with the same brush. Students are sometimes “guilty by association” when their friends mess up, which can be very frustrating and upsetting. And, as Friendship Fact #4 reminds us, sometimes these Friendship Groups do not feel good anymore. Empowering your child to make healthy choices about who they spend their time with is an essential life skill – even when it means choosing a different path than their friends.

**This powerful lesson will help your child reflect on the influence of their Friendship Group, especially during those hard, fork-in-the-road moments.** Do they continue down the path with their friends or do they go a different direction? What aligns most with their values? Do they want to be a leader or a follower? Are they fitting-in or belonging? Is this the right Friendship Group for them?

## Materials

- Print out: [Fork-in-the-Road Moments](#)

## Instructions

### Step 1: Introduction to Fork-in-the-Road Moments

- **Ask the Question:** Start by asking your child, “Have you ever heard of a Fork-in-the-Road Moment?” Allow them to share any thoughts or ideas they have about this term.
- **Explain the Concept:** Share with them that a fork-in-the-road refers to moments in life when you have to make a decision that can change the direction of your life. It's similar to reaching the end of a path that splits into two. You must choose whether to go left or right, and sometimes these small decisions can have a big impact on your future.

### Step 2: Share Personal Stories

- **Story Time:** Share a personal story about a time when you faced a fork-in-the-road. Explain the decision you made and why. Reflect on what might have happened if you had chosen the other option. Ask your child how they feel about the decision you made and whether they think it was the right one.

### Step 3: Understanding Values

- **Introduce the Concept of Values:** Write the word “VALUES” on a piece of paper. Explain that values are like a moral compass; they help us make decisions that align



with what is important to us. Discuss how it feels when decisions don't match our values.

- **Explore Core Values:** Introduce [James Clear's list of 50 Core Values](#) or brainstorm a list together. Alternatively, use our [12 Wellbeing Themes at URSTRONG](#) as a starting point.
- **Fork-in-the-Road Activity:** Print out the handout for your child (in the Materials section) to list their top values. Encourage them to think deeply about what matters most to them.

### **Step 5: Tie it all Together!**

- **Using Values as a Compass:** Have your child consider a recent decision or dilemma they faced. Ask them to reflect on which path makes the most sense based on their identified values. Discuss the potential outcomes of each choice and how those align with their values.

## **Next Steps**

**Talk About Decisions:** After completing the activity, discuss how understanding their values can help them navigate future fork-in-the-road moments. Encourage them to keep their values in mind when making decisions.

*Source:* <https://urstrong.com/resource/new-fork-in-the-road-moments-in-friendship/>



# Prep Community

# PREPLAND!

(with our Year 6 buddies!)



## HIGHLIGHTS FROM PREPLAND!

### Fun with Maths:

Last week our school was fortunate enough to receive a visit from Fun with Maths. Preps had two opportunities to visit the incursion and try participate in Maths problem solving. The first was last Wednesday afternoon, with our Banyule community. The second was during school with their buddies. The preps were very grateful to spend time with their buddies and problem solve with hands-on learning.

### Special visitors morning:

Earlier this week on Monday, 9-10am, Preps loved sharing their classroom space with family.



From the Prep Team!





## Year 2 Community

## Grade 2s Dive into Hands-On Maths Fun!



On Wednesday, 7th May, our Grade 2 students enjoyed an exciting and interactive Maths incursion in the school gym. The space was transformed into a vibrant learning hub, filled with engaging stations

that challenged students to think critically and work collaboratively.

Throughout the session, students rotated through a variety of hands-on activities designed to reinforce key mathematical concepts such as measurement, shapes, patterns, and problem-solving. The incursion encouraged teamwork, communication, and a growth mindset as students tackled each task with enthusiasm and curiosity.



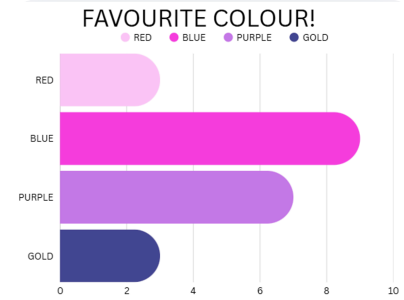
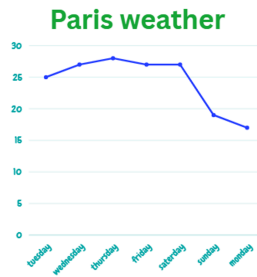
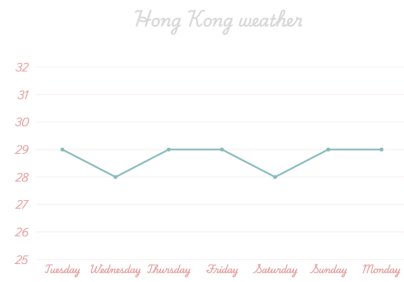
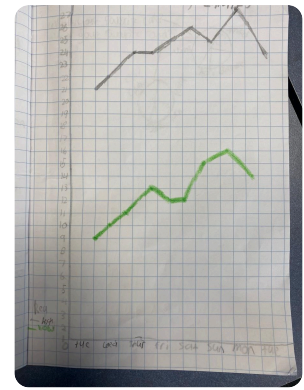
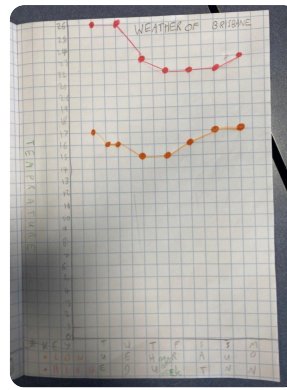
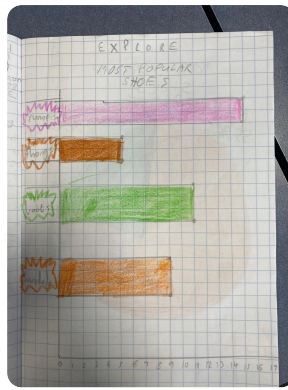
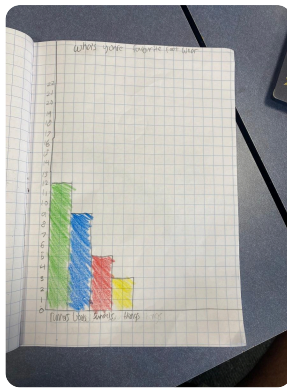
Teachers were impressed by the students' focus, creativity, and willingness to take on new challenges. It was wonderful to see the joy on their faces as they made connections between classroom learning and real-world applications.

Well done to all the Grade 2s for their amazing participation!









## Year 4 Community

# WHAT'S BEEN HAPPENING IN YEAR 4

## CREATIVE



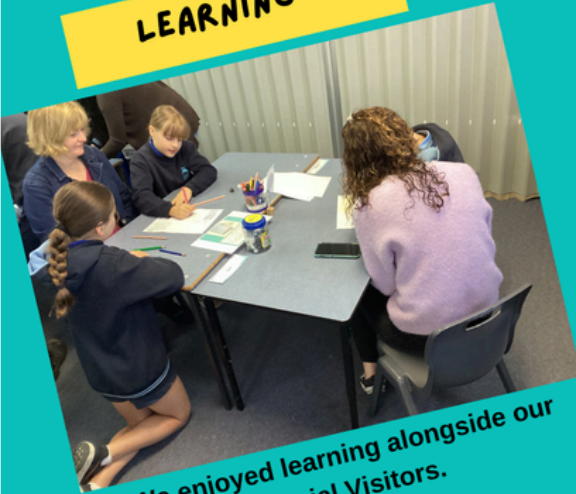
We had our Special Visitors Open Morning!  
We loved showing our learning space.

## FUN



We celebrated Maths week with the  
'Fun with Maths' incursion.

## LEARNING



We enjoyed learning alongside our  
Special Visitors.

## PLAY



We had so much fun whilst  
learning!





## Year 5 Community



# We're off to District Cross Country!

I was hoping that I would come in the Top 10 and I did! Hope I can do it again at District-  
Kiran.

while I was running I kept thinking 'I've got this'. I am going to try my hardest to get into the Top 10 at District too!-  
Tanner.

When I was running Cross Country I felt tired but when I found out I came 8<sup>th</sup> I was super happy! Looking forward to the next run-  
Charlotte.

It was super tough but I tried really hard. At the end I came 9<sup>th</sup> and I was so proud of myself! It was my first Cross Country and I made the Top 10!-  
Ella



# CROSS COUNTRY

On Thursday 1st of May we went to Cross country. I enjoyed running, cheering my friends on and hanging out with my friends. I came 6th in the 9\10 boys age group which means I go to district, and my friends did well as well. There are 6 races all together 9\10 boys, 9\10 girls, 11s boys, 11s girls, 12\13 boys, 12\13 girls.

Ryan 5AS



WHEN WE HAD CROSS COUNTRY EVERYONE WAS REALLY EXCITED TO RUN. I LIKED RUNNING AND MAKING DISTRICTS. IT WAS FUN. I LIKED CHEERING ON MY FRIENDS WATCHING THEM MAKE DISTRICT. IT WAS AN AMAZING EXPERIENCE FOR EVERYONE. THE ATMOSPHERE WAS INCREDIBLE. IT WAS JUST AMAZING OVERALL.

BEN 5AS

I RAN IN THE U11 BPS CROSS COUNTRY. AT THE START I WAS IN A BIG PACK BUT THEN I STARTED TO OVERTAKE PEOPLE AND I WAS ABOUT 21ST UNTIL PEOPLE STARTED TO OVERTAKE ME. BUT OVERALL I FINISHED 30TH I AM SO PROUD OF MYSELF FOR TRYING!

ZACHARY 5AS

TODAY AT CROSS COUNTRY, I RAN WITH THE YEAR 6S, IT WAS ALRIGHT I GOT 7TH. I THINK I DID GOOD FOR ME. MY FRIENDS WERE ALL TOGETHER SITTING ON A RUG. IT WAS SO MUCH FUN!

EVIE 5AS








## Year 6 Community



# Rad Rubrics



## Writing and creating rubrics for feedback

Recently, our amazing students have been working through a writing Inquiry. They have developed their own rubrics based on editing and revising along with providing and receiving feedback.

As part of this process the students composed an information text on the cassowary.

They then worked in groups to devise a rubric. They used prior knowledge and resources relating to the Victorian Curriculum.

This is what Larissa had to say.

"Alex and I were writing a rubric to help the writer know what they did well and where they had to improve.



Alex and I worked well together. This is because Alex is not too chatty.

When giving each other feedback, it was helpful and Alex gave me some suggestions for upleveling. I helped Alex with his vocabulary."

This is what Alyssa had to say.

"Elliott and I worked together really well on the rubric. We listened carefully to each other's ideas, and I provided each other with both positive and constructive feedback for our writing."







## Specialist Programs

# 5/6 PERFORMING ARTS

STUDENTS ARE LEARNING ALL ABOUT MUSIC NOTES  
AND THEIR VALUES, PITCH, THE MUSIC STAVE,  
COMPOSING THEIR OWN RHYTHMS, AND APPLYING ALL  
OF THIS KNOWLEDGE TO PLAYING OUR CLASS MINI  
PIANOS.

SUCH MUSICIANS THESE STUDENTS ARE :)





# WHAT'S ON IN THE STEAM LAB...

This term, the P-2 Students are exploring the topic 'Colour and Light'. We have been experimenting with these concepts, looking at how rainbows are formed and how colour and light can interact in weird and wonderful ways!





# Community Advertising

# KARATE

**TEENS!**  
ACCELERATED karate program

**YOUTH!**  
KARATE program

**Just  
for  
kicks!** program

**OKUKAN DOJO**  
Shito-Ryu Karate-Do

Instructor:  
Sensei Sandra Contreras

- Teens (16-19 years)
- YOUTH (10-15 years)
- Just for Kicks! (7-10 years)

Top quality instruction  
KATA & KUMITE

**Limited places.**  
**Book a free trial class!**

[www.okukan.com.au](http://www.okukan.com.au)



**TRIAL NOW**





# Official Chess Victoria Zonal Primary Interschool Tournament



The official State  
body, recognized  
by the Australian  
Chess Federation.

**Tuesday 24 June 2025**  
**Penleigh and Essendon Grammar School**  
**(Junior Boys Campus)**  
**9.30 – 2.30**  
49-59 Raleigh Street, Essendon, Vic, 3040

- Entries** \$25.00/student. Please submit entries at least 5 days before the tournament by email to [ppower@powerassociates.com.au](mailto:ppower@powerassociates.com.au)  
Enquiries 0408 387 978
- Payment** Please pre-pay by EFT to BSB: 633-000 A/C: 155 395 486, with  
Reference: student name & school  
Invoices provided on request
- Transport** Parents / school staff are responsible for transport to and from the venue.
- Lunch** Please bring plenty to eat and drink.  
(School 'tuck shop' facilities unavailable)
- Supervision** Please provide a school staff member.
- Prizes** *Medals* will be awarded to the top four players from the first three schools, and to the top two individuals in the other schools.  
*Trophies* will be awarded to the top three players in the competition.  
*Trophies* will be awarded to the top three girls in the competition.  
Parents should arrive by 2pm if they wish to see the prize giving.
- Format** 7 round Swiss. Each player has 13 minutes plus 2 seconds per move from move 1.  
Rules based on FIDE Laws of Chess for Rapid Play.
- Medical** If the student has a medical condition we should know about, please contact us by phone  
BEFORE THE TOURNAMENT and provide us with details 0408 387 978.
- Qualifying** This zonal tournament is a qualifying event for both Primary Open and Primary Girls Only State (Semi-)finals.
- Chief Arbiter** International Arbiter Peter Tsai
- Organiser** Paul Power, 0408 387 978

## Tuesday 24 June, Penleigh and Essendon Grammar School Primary Tournament Entry - \$25.00

School Name \_\_\_\_\_ Student Name \_\_\_\_\_  
Year Level \_\_\_\_\_ Parent's / Care Giver's approval (print) \_\_\_\_\_  
Contact Ph# \_\_\_\_\_ Email \_\_\_\_\_



# Banyule Primary School

**WEDNESDAY**

**8:00 AM – 8:45 AM**

**Building B**

**Weekly classes will help improve:**

- Creativity
- Memory
- Concentration
- Planning Skills
- Independent Decision Making
- General Aptitude for Learning
- Problem Solving
- Teamwork



Learning chess has been shown to improve overall performance at school by nearly 20 % compared with children who have not

**To book online, scan or go to  
[chessmates.com.au/schools](https://chessmates.com.au/schools)**



INFO@CHESSMATES.COM.AU

1300 CHESS MATES



WE SPECIALIZE  
IN LESSONS  
FOR  
BEGINNERS

# TENNIS LESSONS

LOCATION: VIEWBANK TENNIS CLUB  
96 RUTHERFORD RD (2 MINS FROM THE SCHOOL)

**SPECIAL 2025 OFFER!!**

ENROL NOW & RECEIVE A  
**30% DISCOUNT**  
AND A NEW RACQUET  
**FREE!**



**FOR MORE INFORMATION**

TEL: 0425 831 666

WEB: [WWW.TOPLINETENNIS.COM](http://WWW.TOPLINETENNIS.COM)

EMAIL: [BRAYDEN@TOPLINETENNIS.COM](mailto:BRAYDEN@TOPLINETENNIS.COM)







**Chess Tournaments for Schools**  
Equipment Sale and Hire  
Group and individual coaching  
Special Chess Events  
School Chess Club Assistance

Enquiries: [info@northernstarchess.com](mailto:info@northernstarchess.com)

**Northern Star Chess - Interschool Zonal Chess tournament 17 June**

Northern Star Chess is proud to be conducting a full program of face to face zonal tournaments this year for Primary and Secondary School students. We would like to invite your child(ren) to participate in the tournament detailed below. Many of our tournaments do fill up, and we recommend early bookings for this or other events

Our Chess tournaments are individual-based events. If your child is not participating with a team from their school, they can still qualify for the state level events. Emphasis is on participation and the opportunity to experience tournament conditions.

The top 30% of all students at this tournament qualify to represent your school at the NSC Victorian Schools State Final series, which is conducted by Northern Star Chess in term 4.

**Tuesday 17 June at Viewbank Primary School – Primary Open Zonal**

**Address:** Nevin Parade, Viewbank

**Time:** 9:30 am – 2:15 pm (approx)

**Cost:** The cost per student is \$25.  
(Payment by cash at sign in on the day)

**Please Note:** It is up to the parent to liaise with their child's school regarding taking the day off for the event.

**Format:**

- Individual based tournament
- Every student plays 7 games against players of similar skill, regardless of how many games they win or lose (Swiss pairing method)
- Students experience proper tournament rules
- Gold/Silver/Bronze medals awarded to various grade/year level categories
- "Star of the tournament" trophy for top scorer of the day
- Table prizes/giveaways.
- Northern Star Chess State Final or Semi-final qualifications announced at the end of tournament based on results for the day.

**How to register:**

Register online for free with Trybooking.com using any of the methods below:

1. **Scan QR code** for booking page
2. **Click on this link** for booking page (if you see a clickable link)
3. **Type the URL below** in your browser for booking page



<https://www.trybooking.com/CXNVI>

Enquiries: [info@NorthernStarChess.com](mailto:info@NorthernStarChess.com)

**Further information and calendar:** [www.NorthernStarChess.com/Tourney\\_Zonal.html](http://www.NorthernStarChess.com/Tourney_Zonal.html)